

Greyhound life cycle notification report

1 January – 31 March 2022



The Greyhound Welfare & Integrity Commission publishes quarterly reports of retirement, euthanasia and life cycle notifications received from industry participants for greyhounds registered with the Commission.

Participants are required to notify the Commission within 14 days from the date of retirement, and within two days from the date of euthanasia or death.

This report also includes the on-track euthanasia performed by GWIC veterinarians and any sudden deaths that occur at greyhound race meetings, which are also published in quarterly injury reports.

Changes to the structure of this quarterly report have been made to make data easier to find and improve the efficiency of the report's production.

Retirements

Retired greyhounds that are owned by an industry participant remain registered with the Commission. Those that transfer to the ownership of a non-industry participant are registered as pets, registered on the Companion Animals Register, and no longer registered with the Commission.

Table 1: Greyhound retirements reported by participants this quarter

Destination	Number	%
Retained by an industry participant	72	25%
Rehomed privately by owner or trainer to a non-participant	62	21%
Accepted by Greyhounds As Pets ¹	62	21%
Accepted by another animal rescue or adoption agency ²	95	33%
Total	291	

¹ A not-for-profit initiative coordinated by Greyhound Racing NSW.

² Including the RSPCA, AWL or council animal care facilities.

Euthanasias

Euthanasia of greyhounds registered with the Commission must conform with the Greyhound Rehoming Policy (<https://www.gwic.nsw.gov.au/integrity/rulesandpolicies>). Euthanasia categories used in this report are described in the policy.

Table 2: Greyhound euthanasia reported by participants this quarter

Cause	Number	%
Medical euthanasia not at racetrack certified by a registered veterinarian due to		
injury ¹	31	38%
illness ¹	41	50%
Medical euthanasia due to emergency ²	0	0%
Euthanasia at race meeting due to injury	8	10%
Euthanasia after rehoming attempts failed	1	1%
Euthanasia after registered veterinarian certified that the greyhound was behaviourally unsuitable for rehoming ³	1	1%
Total	82	

¹The veterinarian must certify that the greyhound was suffering from an intractable injury or illness that causes significant pain or discomfort, or a marked reduction in quality of life, such that is inhumane or would otherwise compromise the welfare of the greyhound to delay euthanasia.

²The circumstances surrounding any emergency euthanasia are examined by the Commission to ensure they are in accordance with the Commission's policies and the *Prevention of Cruelty to Animals Act 1979*

³Behavioural euthanasia is not currently permitted under the Greyhound Rehoming Policy. These cases are investigated to determine if a breach of the Policy has occurred.

Deaths notified

Table 3: Greyhound deaths reported by participants this quarter

Cause	Number	%
Deceased due to accident and/or injury	35	38%
Deceased due to illness or old age	19	21%
Deceased due to natural or unknown causes	37	41%
Sudden death at race meeting	0	0%
Total	91	

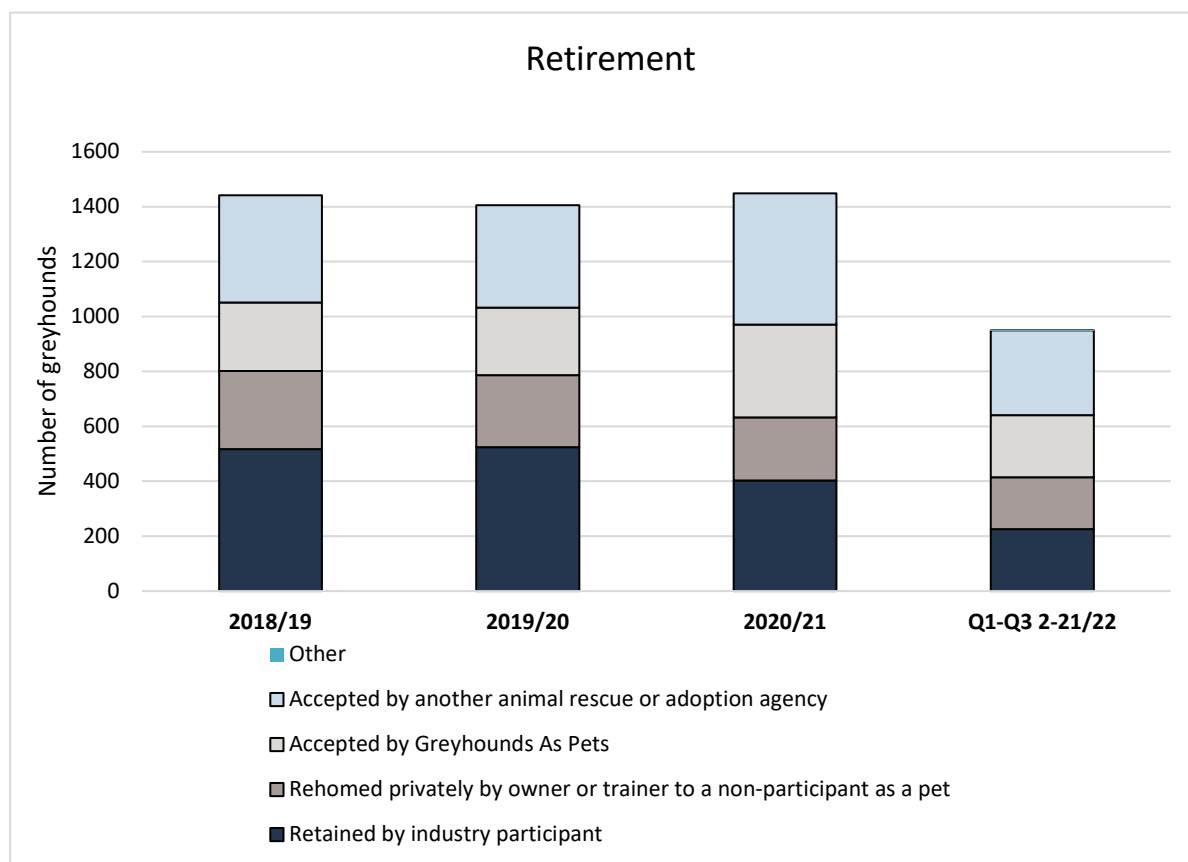
Trends

Note that financial year figures have been reconciled for the full year and include late notifications, so may not match the sum of figures in previous quarterly reports.

Table 4: Greyhound retirement trends

Destination	FY 2018/19	%	FY 2019/20	%	FY 2020/21	%	Q1-3 2021/22	%
Retained by an industry participant	517	36%	524	37%	403	28%	226	24%
Rehomed privately by owner or trainer to a non-participant	285	20%	262	19%	229	16%	188	20%
Accepted by Greyhounds as Pets (GAP)	249	17%	246	17%	339	23%	227	24%
Accepted by another animal rescue or adoption agency	390	27%	373	27%	477	33%	309	32%
Other							2	0%
Total	1441		1405		1448		952	

Figure 1: Greyhound retirement trends



The number of greyhounds retired was slightly lower this quarter (291) and last quarter (296), and the full financial year retirement number is likely to be lower than previous years as a result.

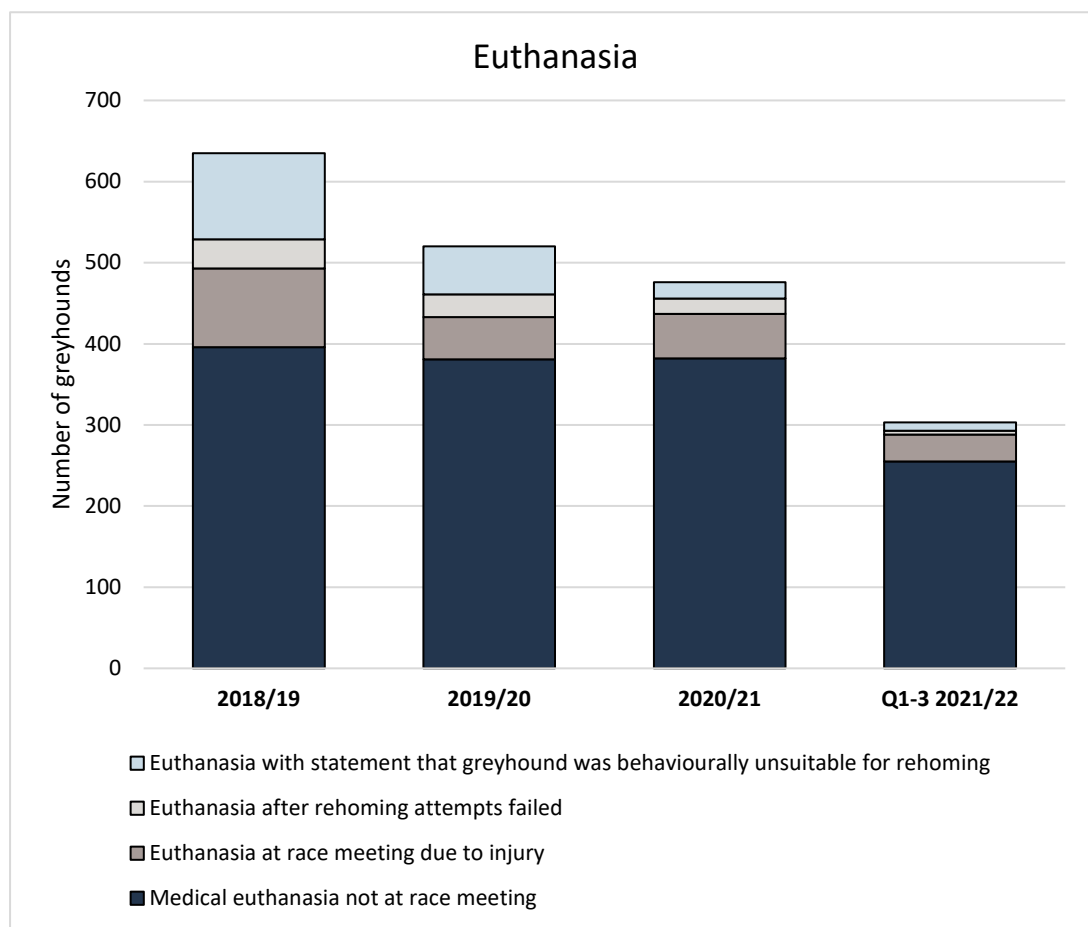
The proportion of retired greyhounds retained by an industry participant has been lower this financial year than in previous years, while the proportion accepted by GAP and other animal rescue and adoption agencies continues to be higher than in 2018/19 and 2019/20.

Table 5: Greyhound euthanasia trends

Cause	FY 2018/19	%	FY 2019/20	%	FY 2020/21	%	Q1-3 2021/22	%
Medical euthanasia not at racetrack	396	62%	381	73%	382	80%	255	84%
Euthanasia at racetrack	97	15%	52	10%	55	12%	33	11%
Rehoming attempts failed	36	6%	28	6%	19	4%	5	2%
Behaviourally unsuitable ¹	106	17%	59	11%	20	4%	10	3%
Total	635		520		476		303	

¹Behavioural euthanasia was not permitted under the Greyhound Rehoming Policy from 1 December 2019 onwards. Current GWIC policy requires this notification to be certified as necessary by a veterinary practitioner.

Figure 2: Greyhound euthanasia trends



The number of greyhounds euthanased was slightly lower this quarter (91) and last quarter (97), and the full financial year euthanasia total is likely to be lower than previous years as a result. This is consistent with the decline in euthanasias seen every year since 2018/19.

The proportion of greyhounds medically euthanased (not at race meetings) continues to rise, while the proportion euthanased after failed rehoming attempts and for behavioural unsuitability (as certified by a veterinary practitioner) continues to decline.

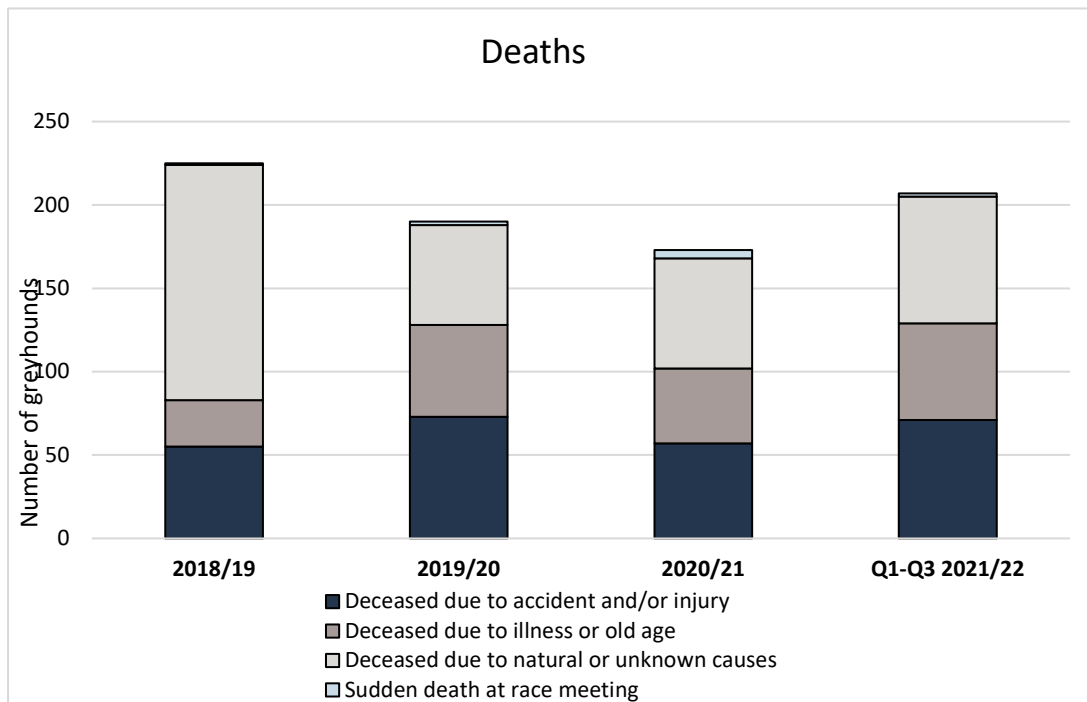
Table 6: Greyhound death notification trends

Cause	FY 2018/19 ¹	%	FY 2019/20 ²	%	FY 2020/21	%	Q1-3 2020/21	%
Accident and injury	55	24%	73	37%	57	33%	71	34 %
Illness or old age	28	12%	55	31%	45	26%	58	28%
Natural or unknown causes	141	63%	60	31%	66	38%	76	37%
Sudden death at race meeting	1	>1%	2	1%	5	3%	2	1%
Total	225		190		173		207	

¹ Numbers are deaths full financial year as reported to the Commission at 11/12/ 2020

² Numbers are deaths full financial year as reported to the Commission at 4/8/2020

Figure 3: Greyhound death notification trends



The number of greyhounds that died this quarter (91) is higher than previous quarters this financial year (4 in Quarter 1 and 70 in Quarter 2), and the total this financial year is likely to be higher than all previous years going back to 2018/19.

The proportion of greyhound deaths attributed to each cause remains relatively stable.