

Greyhound life cycle report

1 July – 30 September 2023



The Greyhound Welfare and Integrity Commission publishes a quarterly report of the status of the registered greyhound population and life cycle events such as breeding, naming, retirement, euthanasia and death for greyhounds registered with the Commission.

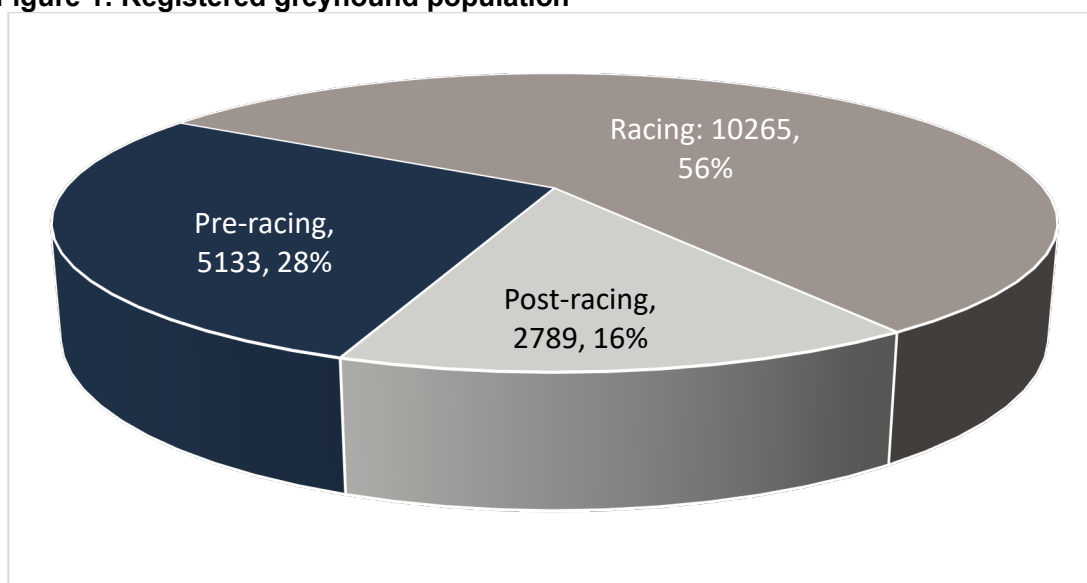
Participants are required to notify the Commission within 14 days from the date of servicing, whelping and retirement, and within two days from the date of euthanasia or death of a greyhound.

Note that quarterly figures may vary with future reports due to late submissions of notifications. However, values for previous financial years have been reconciled with annual reports for utmost accuracy.

Greyhound numbers and status

The industry greyhound population as of 30 September 2023 was estimated to be 18187, of which 56% are registered for racing (Figure 1). This total is 113 fewer than reported for the previous quarter due to the Commission's ongoing efforts to trace the status and whereabouts of every greyhound on the Greyhound Register. The difference largely comprises greyhounds which have been retired prior to the 2022/23 year and rehomed out of the industry.

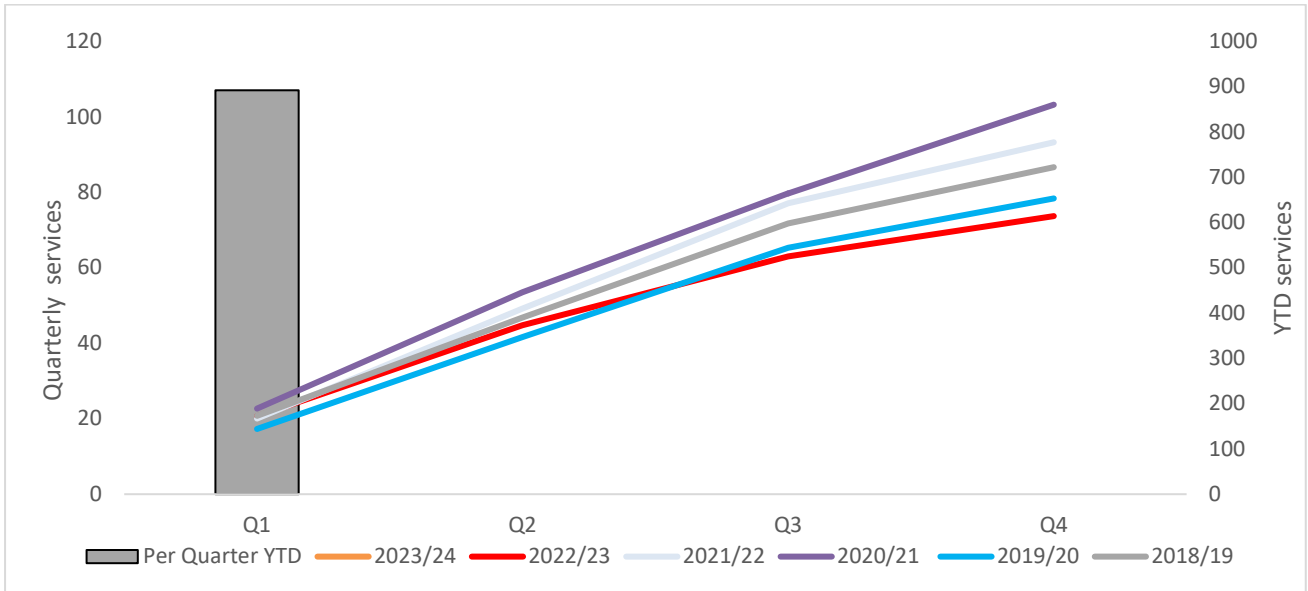
Figure 1: Registered greyhound population



Breeding

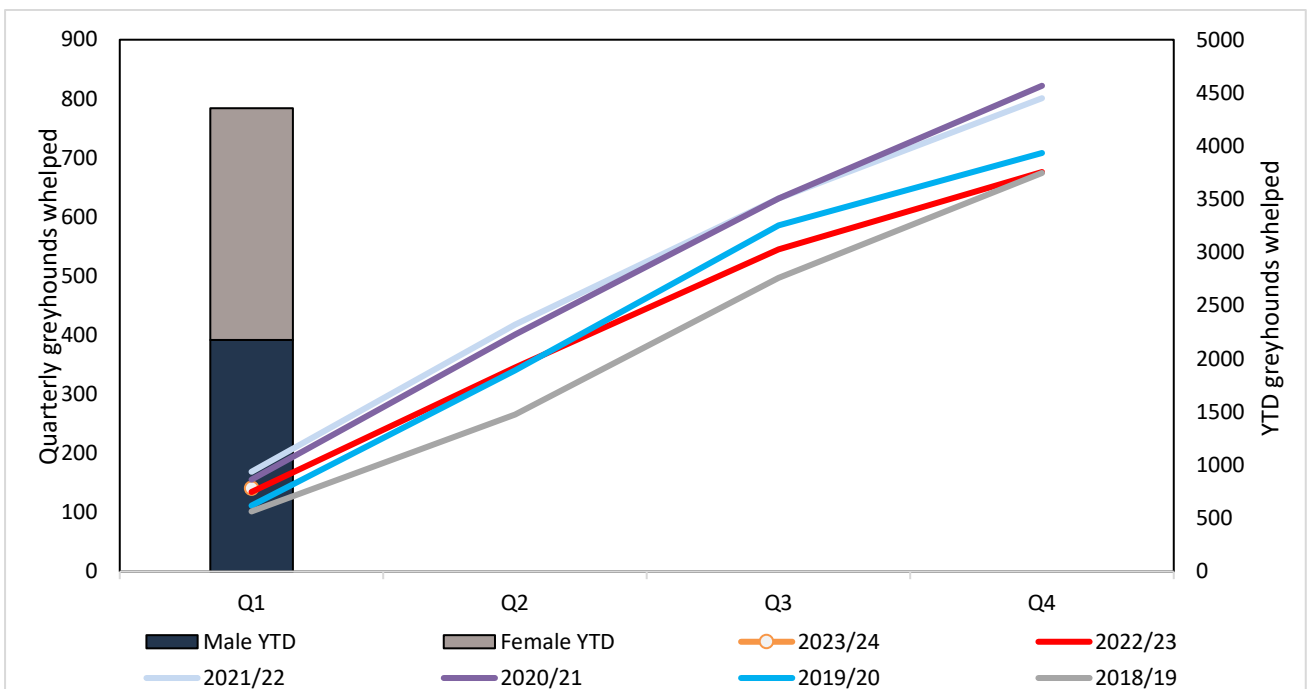
This quarter, 107 breeding services were notified to the Commission, which is 16% more than the previous quarter (Figure 2).

Figure 2: Breeding services



This quarter, 784 pups whelped from 118 litters were notified to the Commission, which is 5% more pups than the Jul-Sep period last year.

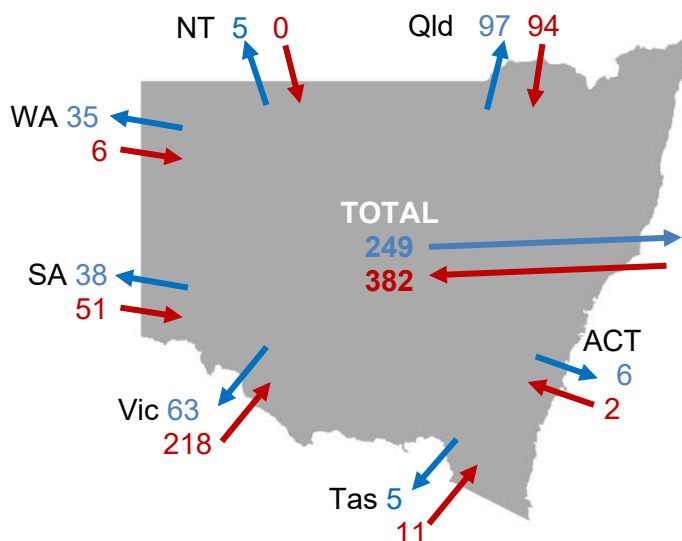
Figure 3: Pups whelped



Interstate transfers

249 greyhounds were transferred out of NSW¹ to trainers in other jurisdictions during this quarter, while 382 greyhounds were transferred from other jurisdictions into NSW (Figure 4). The greatest exchanges both in and out of NSW were with Victoria and Queensland, primarily due to their relatively large greyhound racing industries.

Figure 4: Greyhounds transferred into and out of NSW.



Retirement

Retired greyhounds owned by an industry participant remain registered with the Commission. Those that transfer to the ownership of a non-industry participant are registered as pets on the NSW Pet Registry and are no longer registered with the Commission.

Table 1: Greyhound retirements reported by participants this quarter.

Destination	Number	%
Retained by an industry participant	347	46%
Rehomed privately by owner or trainer to a non-participant	113	15%
Accepted by Greyhounds as Pets ¹ (GAP)	291	32%
Accepted by another animal rescue or adoption agency ²	53	7%
Other	0	0%
Total	804	

¹ A not-for-profit initiative coordinated by Greyhound Racing NSW.

² Including the RSPCA, AWL, or council animal care facilities.

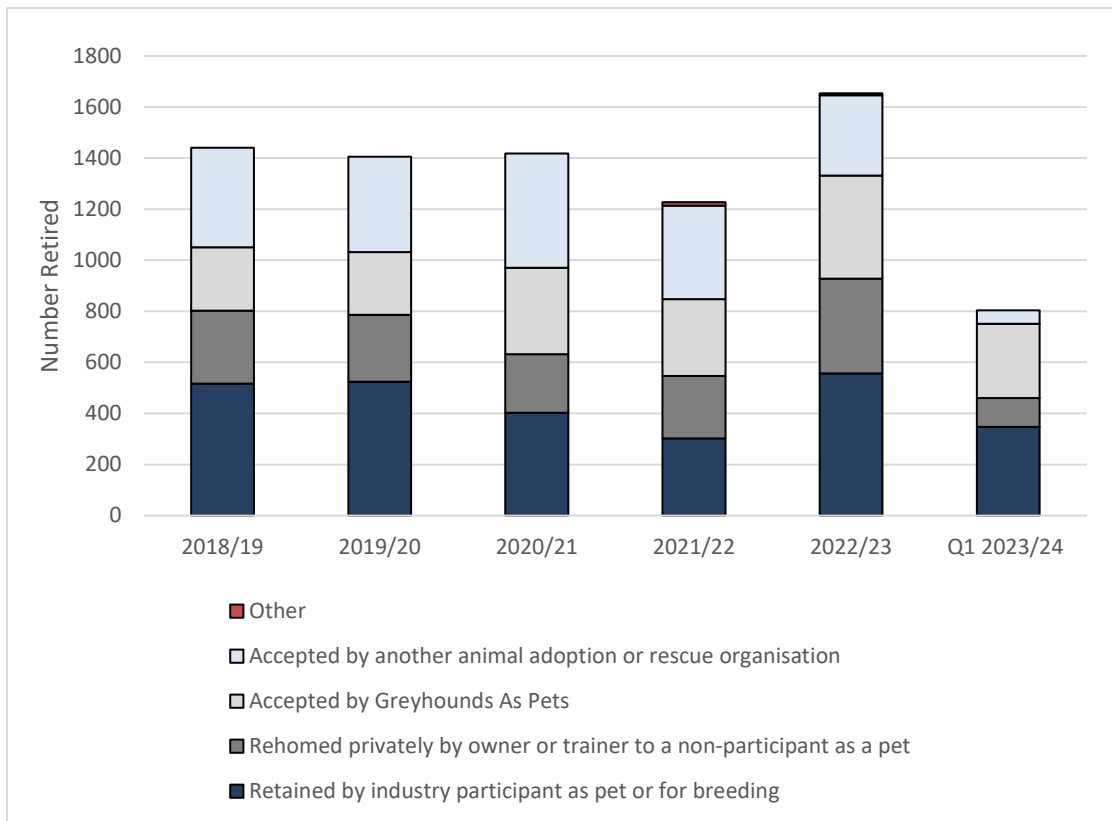
A total of 804 greyhounds were retired this quarter (Table 1).

Table 2: Greyhound retirement trends

¹ This figure includes greyhounds registered in any jurisdiction, to more accurately count greyhound movements; previous reports have counted only greyhounds registered in NSW.

Destination	FY 2018/19	%	FY 2019/20	%	FY 2020/21	%	FY 2021/22	%	FY 2022/23	%	Q1 2023/24	%
Retained by an industry participant	517	36%	524	37%	403	28%	302	25%	557	34%	347	43%
Rehomed privately by owner or trainer to a non-participant	285	20%	262	19%	229	16%	245	20%	371	22%	113	14%
Accepted by a Greyhounds as Pets (GAP) centre	249	17%	246	17%	339	24%	301	25%	404	24%	291	36%
Accepted by another animal rescue or adoption agency	390	27%	373	27%	447	32%	365	30%	314	19%	53	7%
Other							14	1%	8	<1%	0	0%
Total	1441		1405		1418		1227		1654		804	

Figure 5: Greyhound retirement trends



The percentage of greyhounds retired in this quarter has increased by 79% compared to Apr-Jun 2023 (Table 2, Figure 5).

Such a tremendous increase can attribute to significantly higher rates of eTrac check-ins, more greyhounds being accepted at GAP centres, and more being retained by industry participants as pets after receiving assistance from GRNSW in the form of desexing and other veterinary treatments.

Euthanasia

Euthanasia of greyhounds registered with the Commission must conform with the Greyhound Rehoming Policy (<https://www.gwic.nsw.gov.au/integrity/rulesandpolicies>). Euthanasia categories used in this report are described in the policy.

Table 3: Greyhound euthanasia reported by participants this quarter.

Cause	Number	%
Medical euthanasia not at racetrack certified by a registered veterinarian due to		
injury ¹	24	26%
illness ¹	64	70%
Medical euthanasia due to emergency ²	0	0%
Euthanasia at race meeting due to injury	1	1%
Euthanasia after registered veterinarian certified that the greyhound was behaviourally unsuitable for rehoming ³	2	2%
Total	91	

¹The veterinarian must certify that the greyhound was suffering from an intractable injury or illness that causes significant pain or discomfort, or a marked reduction in quality of life, such that is inhumane or would otherwise compromise the welfare of the greyhound to delay euthanasia.

²The circumstances surrounding any emergency euthanasia are examined by the Commission to ensure they are in accordance with the Commission's policies and the *Prevention of Cruelty to Animals Act 1979*.

³Euthanasia for behavioural reasons is not currently permitted under the Greyhound Rehoming Policy. These cases are investigated to determine if a breach of the Policy has occurred.

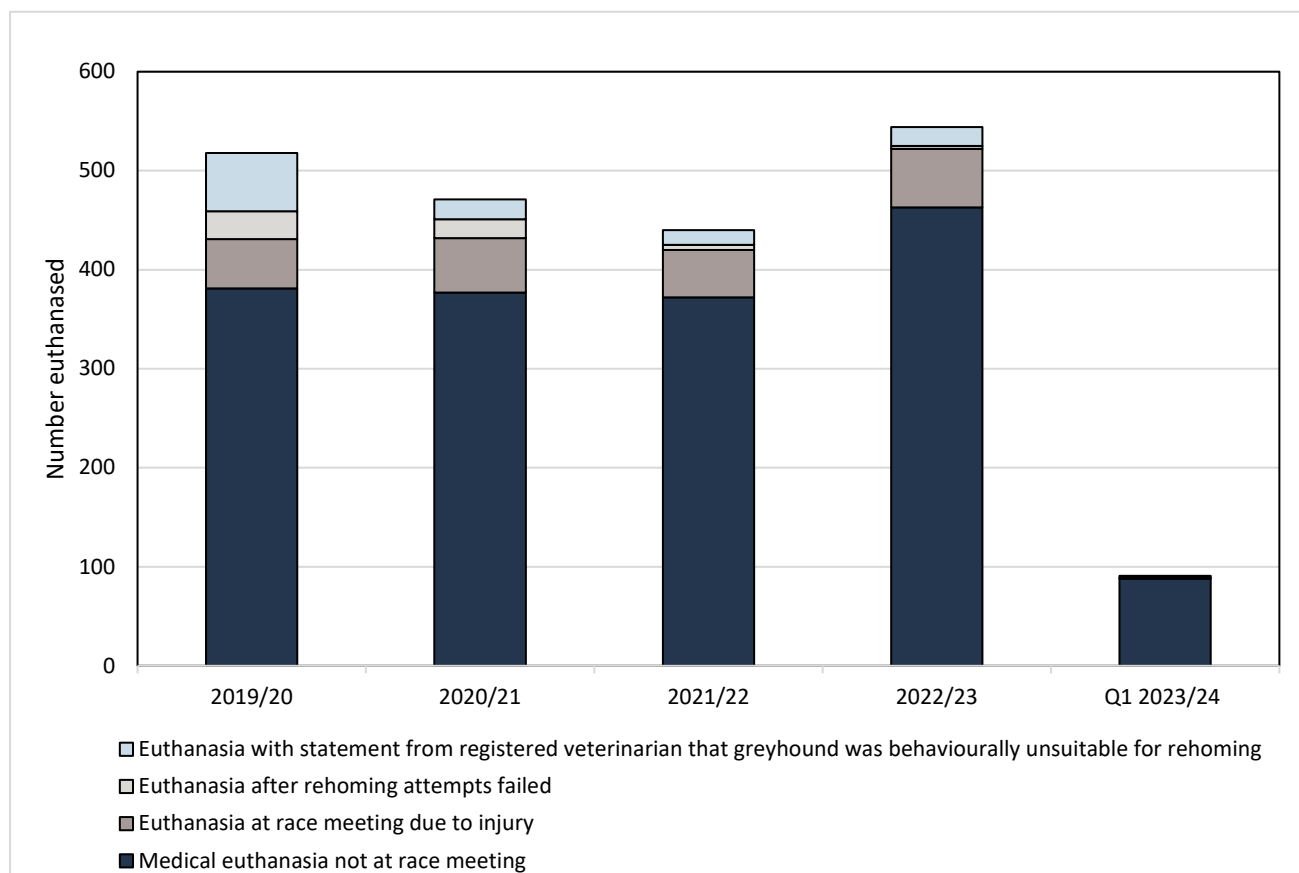
A total of 91 greyhounds were euthanased this quarter, 97% for illness or injury not at the racetrack (Table 3).

Table 4: Greyhound euthanasia trends

Cause	FY 2018/19	%	FY 2019/20	%	FY 2020/21	%	FY 2021/22	%	FY 2022/23	%	Q1 2023/24	%
Medical euthanasia not at racetrack	396	62%	381	74%	377	80%	372	85%	463	85%	88	97%
Euthanasia at racetrack	97	15%	50	10%	55	12%	48	11%	59	11%	1	1%
Rehoming attempts failed	36	6%	28	5%	19	4%	5	1%	3	1%	0	0%
Behaviourally unsuitable ¹	106	17%	59	11%	20	4%	15	3%	19	3%	2	2%
Total	635		518		471		440		544		91	

¹Euthanasia for behavioural reasons was not permitted under the Greyhound Rehoming Policy from 1 December 2019 onwards. Current GWIC policy requires this notification to be certified as necessary by a veterinary practitioner.

Figure 6: Greyhound euthanasia trends



The number of greyhounds euthanased in this quarter is 24% lower than the last (Table 4).

This quarter's mere 1% contribution from on-track euthanasia remarkably contrasts the 10-15% contributions in previous years (Table 4). Likewise, the percentage of greyhounds euthanased due to behavioural problems continues to decline from 2018/19's 17%, positioned here at 2% (Table 4).

Death

Table 5: Greyhound deaths reported by participants this quarter.

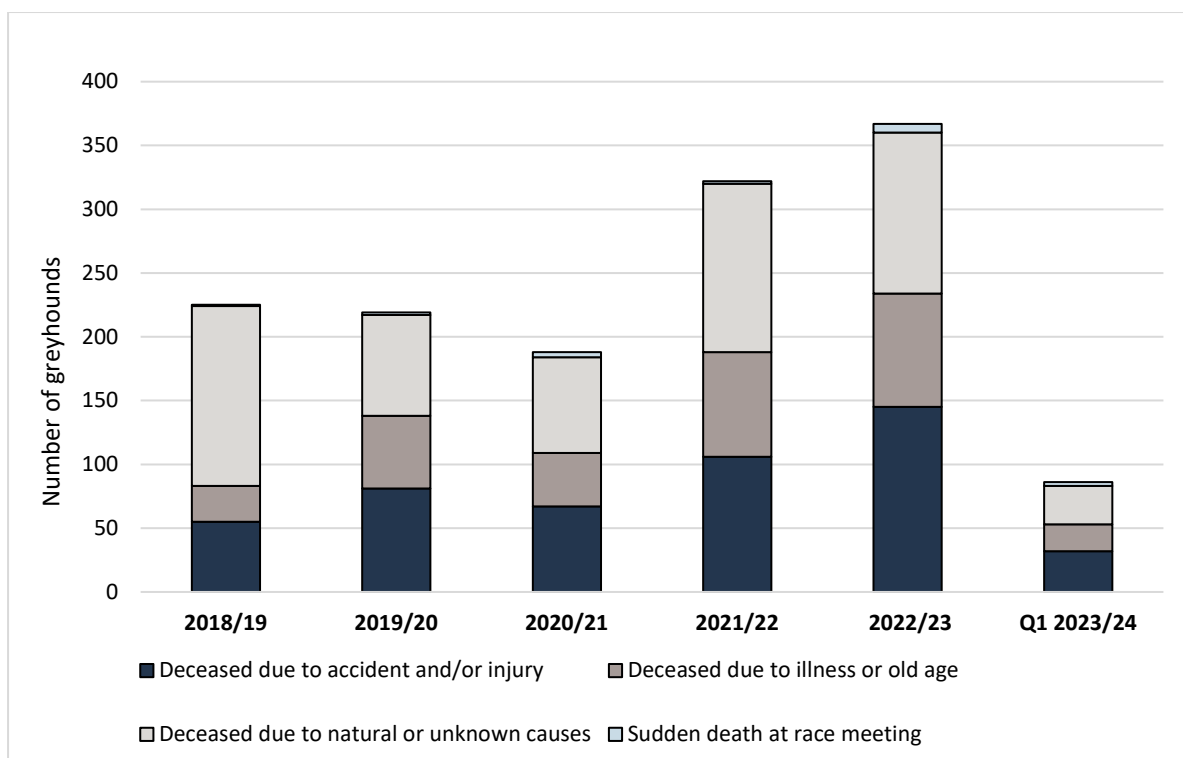
Cause	Number	%
Deceased due to accident and/or injury	32	37%
Deceased due to illness or old age	21	24%
Deceased due to natural or unknown causes	30	35%
Sudden death at race meeting	3	3%
Total	86	

A total of 86 greyhounds died this quarter, 33% of them from illness, old age, or unknown causes (Table 5).

Table 6: Greyhound death notification trends

Cause	FY		FY		FY		FY		FY		Q1	
	2018/19	%	2019/20	%	2020/21	%	2021/22	%	2022/23	%	2023/24	%
Accident and injury	55	24%	81	37%	67	36%	106	33%	145	40%	32	37%
Illness or old age	28	12%	57	26%	42	22%	82	25%	89	24%	21	24%
Natural or unknown causes	141	63%	79	36%	75	40%	132	41%	126	34%	30	35%
Sudden death at race meeting	1	<1%	2	<1%	4	2%	2	<1%	7	2%	3	3%
Total	225		219		188		322		367		86	

Figure 7: Greyhound death notification trends



Since the previous quarter, the number of greyhound deaths has decreased by 12%. This opposes the 14% rise from FY2022 to FY2023 (Figure 7).

While the recent quarterly decline may attribute to slightly delayed submissions, the overall improvement in participant compliance with the requirement to submit death notifications has contributed to the yearly increase since 2020/21.